

COMPUTER SIMULATION OF DISTRIBUTED THERMAL CONTROL FOR POLYMERIC COMPOSITE SPAR CURING PROCESS

Serg N. Shevtsov¹, Tamara A. Hmelevska², Vladimir N. Axenov³

¹South Center of Russian Academy, MechEng&HiTech Lab,
344003 Rostov-on-Don, Tchegov str.41, Russia

²Rostov Helicopter Plant “Rostvertol”, Rotor Blade Subdivision
344038 Rostov-on-Don, Novatorov 5, Russia

³Don State Technical University, Aeroengineering Dept.,
344010 Rostov-on-Don, Gagarin pl.1, Russia

aeroengdstu@list.ru (Serg N. Shevtsov)

Abstract

The development of mould heating distributed control model for polymerization of the helicopter main rotor blade's composite spar is presented in this work. Obligatory working conditions of such system control were considering of exothermal heat at polymerization of epoxy resin matrix, and change of a thermal capacity at transition from fluid to solid state. The kinetic model of cure epoxy resin designed on basis of the differential scanning calorimetry (DSC) experiments is proposed. This kinetic model is a component of the control system synthetic model which includes also heat transfer finite element (FE) based model of a mould with composite spar, and proportional-integral-differential (PID) controller model equipped by forecasting module for compensation of a mould thermal inertance. For speed up of linked controller and FE models simulation the reduction technique were proposed. Developed model was shown the good conformity with measured dynamic temperature field in full-scale setup, having allowed to optimize a composite spar cure conditions and to supply its required quality.

Keywords: Helicopter, Composite, Distributed Control, Computer Simulation.

Presenting Author's biography

Serg N. Shevtsov. Rostov College of Electronics and Informatics (1969). Rostov State University at faculty of physics (1974). Rostov Institute of Mechanics and Applied Mathematics, project's co-investigator (1974-1977). Don State Technical University (DSTU), researcher, assistant professor (1977-1989). Institute of Applied Researches “Gradient”, automatic systems project principal developer (1989-1996). DSTU, professor, vice chief of aero engineering dept. (1997). South Center of Russian Academy, MechEng&HiTechLab chief (2004). PhD at DSTU (2000). Principal investigator of active helicopter rotor blade project. Professional member of AIAA, IEEE, ASME, UAA.



1 Introduction

An important composite aircraft piece such spar of the helicopter main rotor blade determines the basic tactical parameters and reliability of flight vehicle. The technology of manufacturing of a fiberglass reinforcement with epoxy resin matrix composite spar include following phases: winding of a preimpregnated unidirectional glass-fiber tape on a steel mandrel; polymerization of a prepreg in a mould within approximately 16 hours; extraction of a baked spar from a mould and removal it from a mandrel.

For maintenance of high strength and fatigue characteristics of spar material it is necessary to maintain a given temperature schedule of polymerization both lengthways, and across the section of the item. The deviations from the given temperature should not be more than 5° C. Accuracy of the geometrical shape and walls thickness are provided by pressure control of air insufflated to bags, placed between a mandrel and internal surface of a spar.

FEM-based dynamic computer model [1] of molded spar polymerization distributed control was designed by authors earlier. The control system included a set of thermocouples located in a mould and electrical heaters. For the correct count of internal heat sources in the cured epoxy resin the data of exothermal heat and thermal capacity needed at all stages of solidification. The time history of a current heat quantity $Q(t)$ at a polymerization usually is described by kinetic differential equations [2-3] coupling a fractional conversion $\alpha \equiv Q(t)/Q_0$ (where $\alpha \in [0;1]$ and Q_0 is total reaction heat outflow at polymerization of a mass unit) with thermo physical constants and time.

Thus, for the adequate description of thermal processes in a molded work piece the finite element model (FEM) of a transient heat transfer should provide integration of a kinetic equation on each node of FEM mesh. In this work on the basis of DSC - results the kinetic equation of a cure process in used epoxy resin constructed. The integration of this equation on each temporary step yields value of exothermal heat and actual value of thermal capacity.

The designed synthetic model was implemented in coupled software MATLAB - Comsol Multiphysics.

2 Static model simulation of composite spar cure process

The existing mould consists of 12 sections of 0.8 m length. Each section half contains 4 lateral heaters and 4 thermocouples. The bottom of a section is equipped with one 0.7 m long heater (see Fig. 1). Each heater is operated by one channel of automatic control system (92 channels), receiving signals from the respective thermocouples.

Because of continuous simulation 2D – models were created and analyzed separately: for longitudinal and transversal cross-sections. Geometry structure was imported from SolidWorks to Comsol Multiphysics. A mesh sizes was generated small enough. So, for a longitudinal section the quantity of elements made 27 500, and for transversal – 28 300 elements. For using the heat transfer application modes the thermal parameters of mould parts, crude prepreg and polymerized spar were assigned judging by the passport data of materials. Anisotropy of composite heat conductivity was neglected. At this stage of model construction the exothermal heat was not taken into account in any way.

As the basic modes of forming were exposure to constant temperature (160 - 4 hour, 180 - 2 hour), it was necessary to precisely simulate the process of heat transfer through external mould surfaces to ambient air. Simulation of irradiative and heat convection was not executed satisfactorily, that obvious explainable by complex character and temperature variation of convective flows, and also with no information about temperature of ambient bodies absorbing an infrared radiation. Therefore during manufacturing of a full-scale spar the temperature on a surface of a mould was measured and compared with the indications of thermocouples during cure cycle.

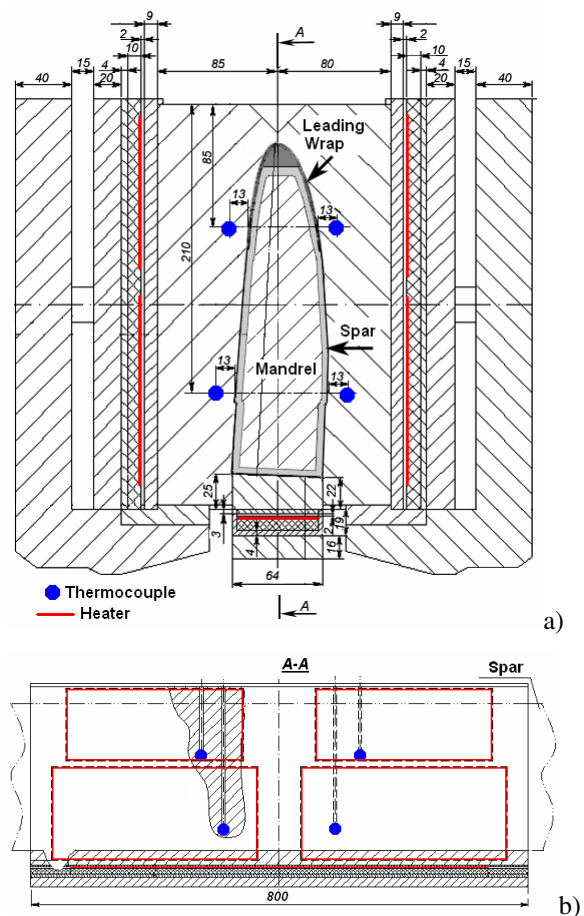


Fig. 1 Cross section (a) and longitudinal view (b) on one section of mould for composite spar cure process

A comparative data analysis of simulation, the values of temperatures measured experimentally and average power of heaters has allowed to determining the seeming heat transfer parameters on a mould boundaries. These parameters were used at computer simulation. Also mean and peak power of heaters was determined this way.

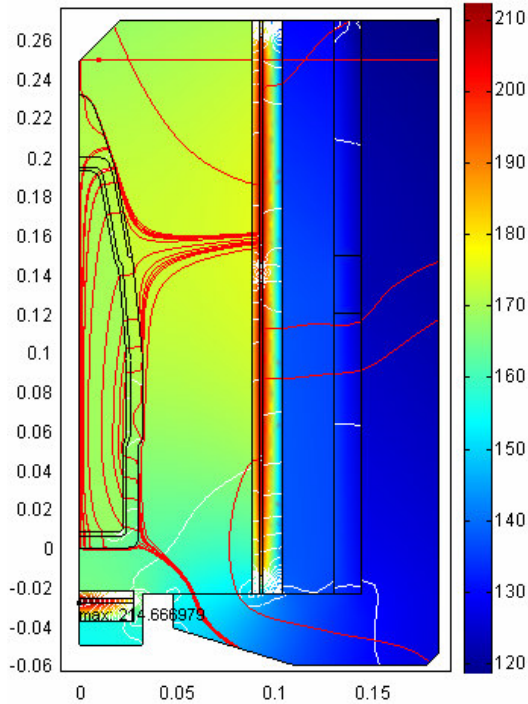


Fig. 2 Simulated stationary temperature field in mould cross section

For designed models the stationary solution were found. During the analysis of stationary temperature fields (normative temperature value 160° C) some undesirable phenomena are revealed. So, in a longitudinal section of a mould the segment between two adjacent heaters had temperature 3...7 degrees lower than in a body of a spar directly under heaters. Also in cross section there were two segments with lower temperature – near leading and trailing zones of spar cross section (Fig. 2).

3 Equation of epoxy resin cure kinetics

The different types of the kinetic equations for cure reactions [2-7] are generalized in [8]:

$$\dot{\alpha}(T, \alpha) = [A_1 e^{(-E_1/RT)} + A_2 e^{(-E_2/RT)} \cdot \alpha^m] \cdot (\alpha_{max} - \alpha)^n$$

$$\alpha_{max} = B_0 + B_1 T + B_2 T^2$$

where da/dt is the rate of conversion $\alpha \equiv Q(t)/Q_0$, A_1, A_2 – weight factors, E_1, E_2 – activation energies, R – gas constant and T is absolute Kelvin temperature, α_{max} – conversion limit at given cure conditions, B_i – empirical coefficient. This model contains a large number of coefficients and will therefore have sufficient flexibility to fit data from DSC measurements. A number of simplified models can be

represented by this model as summarized in Tab. 1. The best choice is the simplest model (with the least number of coefficients) that is capable of modeling the cure reaction kinetics with sufficient accuracy.

Tab. 1 Constants for simplified kinetics models

Kinetic model	Constant's value
Autocatalytic 1 [10]	$B_0=1, B_1=B_2=0$
Autocatalytic 2 [10]	$B_2=0$
Isothermal autocatalytic	$B_0=1, B_1=B_2= E_1=E_2=0$
Kamal-Sourour model [9]	$B_0=1, A_1=E_1= B_1=B_2=0$
Isothermal Kamal model	$B_0=1, A_1=E_1=E_2=B_1=B_2=0$
Simplified Kamal model	$B_0=1, A_1=E_1=B_1=B_2=m=0$
Isothermal simplified Kamal	$B_0=1, A_1=E_1= E_2=B_1=B_2=m=0$
Modified Kamal model	$A_1=E_1= B_2=0$
Isothermal modified Kamal	$A_1=E_1= E_2=B_1=B_2=0$

For definition of type and parameters values of the kinetic equation the thermal analysis experiment on NETZSCH DSC 204 F1 Phoenix® with PROTEUS® software was carried out. The following temperature program was utilized: 1st and 2nd heatings from 20°C up to 300°C with temperature scan rate: 5, 10, 20 K/min; cooling back to 200C (see Fig. 3).

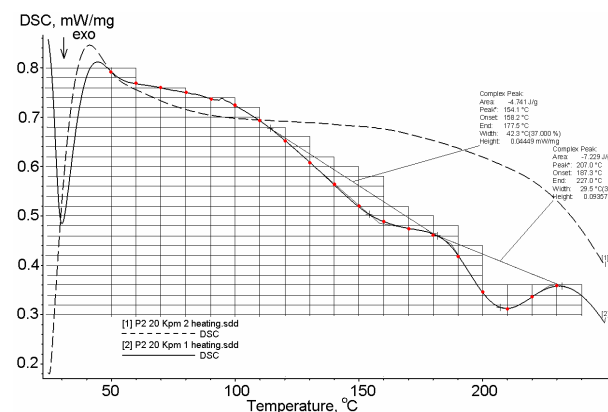


Fig. 3 Example of DSC-thermogram at temperature scan rate 20°K/min

At first step of DSC-scan data processing the contribution of a material thermal capacity C in a common heat flux was separated according to relation

$$\frac{dQ}{dt} = C \cdot vT + \frac{dQ_s}{dt}$$

where Q_s – current reaction heat evolved in a dynamic DSC-scan with temperature rate vT . For this purpose the thermokinetics curves discretized and on them selected areas outlying from thermal peaks. Then on points in these areas built the regression equations expressing dependences ($C \cdot vT$) versus time. After elimination of the thermal capacity contribution from a common heat flux the dependences of exothermal heat fluxes on temperature and on time were obtained. For build-up of $da(t)/dt$ dependence (Fig. 4) the relations

$$\frac{d\alpha(t)}{dt} \equiv \frac{1}{Q_s} \frac{dQ_s}{dt} \quad \text{and} \quad Q_s = \int_0^{T_p} \left(\frac{dQ_s}{dt} \right) dt$$

have utilized approximating curves $dQ_s(t)/dt$ by 3rd order splines. On the basis of $da(t)/dt$ spline representation the dependences of the conversion rate on conversion value (Fig. 5) were constructed by numerical integration. Such way processed DSC-scan results were utilized for curing process kinetics model identification.

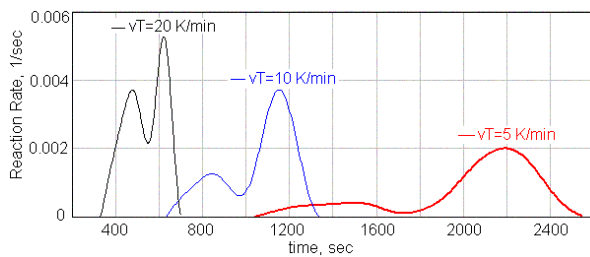


Fig. 4 $\dot{\alpha}(t)$ vs time dependence at varied temperature scan rate

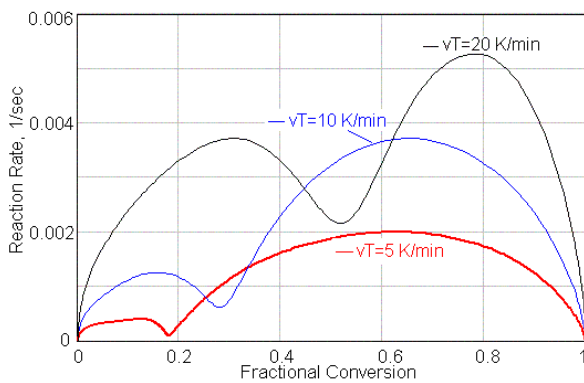


Fig. 5 Empirical kinetics curve at varied temperature scan rate

As above presented generalized kinetics model not provide of good description for two modal kinetics curve (see Fig. 5) a new model were proposed:

$$\dot{\alpha} = \left[A_1 e^{-E_1/RT} e^{-\alpha/\alpha_1} + A_2 e^{-E_2/RT} \alpha^m \right] \cdot (1 - \alpha)^n$$

The exponential factor depending on a fractional conversion in the first addend ensures damping of the first reaction when α becomes comparable with α_1 , whereas second factor circumscribing the second

reaction begins to yield the noticeable contribution only when the conversion is great enough. For constructed model all 7 parameters identified in Simulink MATLAB (see Fig. 6). Simulink realization of kinetic model provides inaccuracy of exothermal heat up to 10 % in utilized temperature range.

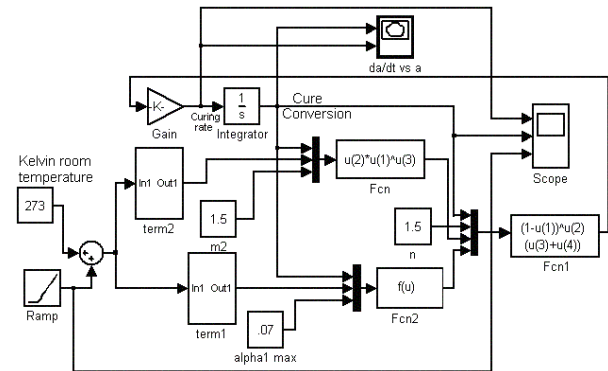


Fig. 6 Simulink model realizing the proposed kinetic equation

At developing of synthetic dynamic model of controlled system this algorithm was implemented in Comsol Multiphysics FEM – model.

The significant feature of the composite resin is the change of its thermal capacity during a curing reaction. The corresponding dependences constructed as a result of exothermal effect elimination from DSC-scan data, are shown in a Fig. 7.

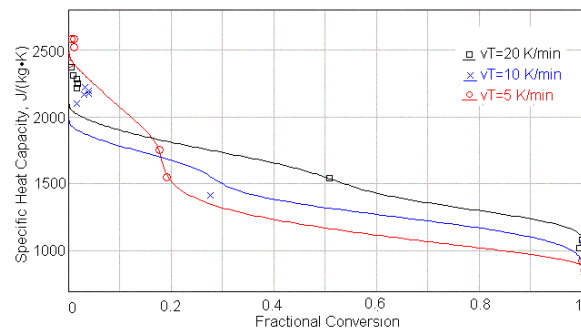


Fig. 7 Specific heat capacity dependence on conversion at varied temperature scan rate

It is well visible that at increase of heating rate the phase transition becomes less expressed and is shifted in area of late polymerization. However, since a conversion greater than 0.6 the behavior of a thermal capacity practically does not depend on heat rate.

The constructed kinetic model and functionally bounded up with them model of heat capacity dependence were incorporated in dynamic computer model of spar polymerization distributed control.

4 Distributed control simulation

For the system of distributed curing control analysis in dynamics, temperature of points, where the thermocouples were installed in the mould itself, was exported in Simulink - model of automatic control

system (Fig. 8). Besides, temperature in several points of a molded spar is registered. The Simulink - model submit to the input of Comsol Multiphysics - subsystem the values of heaters power and the temperature of ambient air, which varied randomly stipulated by movements of large mass of air in a spacious production facility.

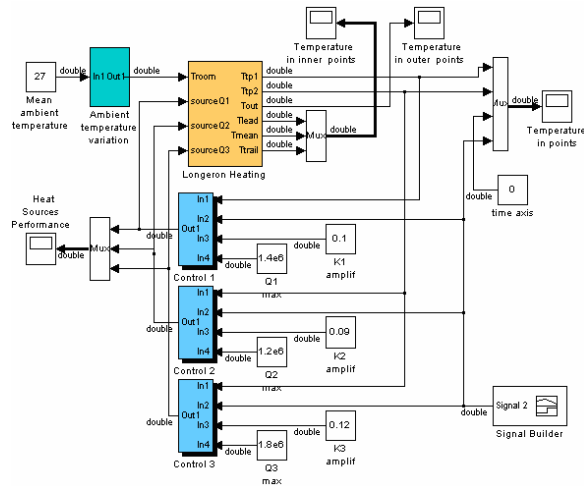


Fig. 8 Simulink model of cure control on one section of the mould (yellow - FEM-model; blue – proportional-integral controllers with forecasting modules)

For speed up of linked Simulink and Comsol models simulation the initial finite-element models were subject to a reduction as follows. The volumetric heat sources were replaced by surface sources with the conforming intensity. The sandwich structure of a mould was replaced by a homogeneous body (Fig. 9), the parameters of which were recalculated according to

$$\bar{C}\bar{\rho} = \frac{1}{l} \sum_i C_i \rho_i l_i; \quad \bar{k} = l \left(\sum_i l_i / k_i \right)^{-1};$$

$$\bar{h} = \sum_i h_i (T_i + T_{i-1}) l_i / (T_0 + T_n) l,$$

where: C, ρ, k - heat capacity, density and thermal conductivity of the cured material respectively, h - lateral boundary heat transfer coefficient; l - thickness of sandwich; T_i, T_0, T_n - temperature on interior, heated and cooled boundary respectively; subscript i - number of layer; line above letters means fitting to homogeneous body.

The simplified model has demonstrated in a static schedule a temperature field, matched to experiment on external surfaces of a mould and in its part, nearest to a molded spar. At given temperature schedule (see Fig. 10) the simplified model has yielded a maximum deviation from experimentally measured temperature in the cured spar $\pm 2^\circ\text{C}$. The reduced FEM model of a mould cross section included 1720 elements and was imported in Simulink as the general dynamic model.

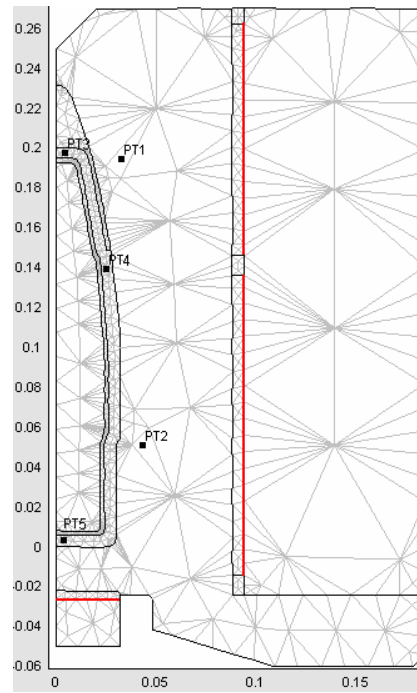


Fig. 9 The simplified model of the half-mould cross section

Exported to Simulink temperature values: PT1, PT2 – from thermocouples, PT3..PT5 – from spar’s body

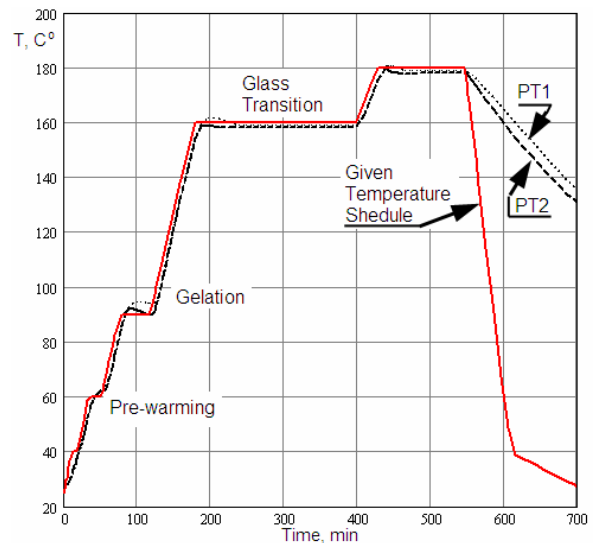


Fig. 10 Temperature registered by thermocouples in points PT1 and PT2 during a cure cycle compared with desired schedule (results of simulation)

To take into account a thermal inertia effect of a mould the prediction-correction of the thermocouples indications by polynomials of the 2nd order was used.

The machining time necessary for simulation of a complete cure cycle (Fig. 11) made 30...180 min that has allowed executing necessary adjusting of automatic control system for produce of composite spar mechanical properties, all electrical heaters operation (Fig. 12) and mould design.

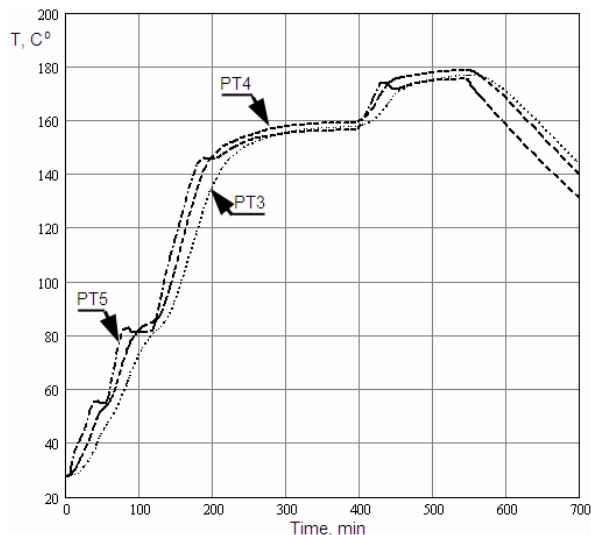


Fig. 11 Temperature in inner points of spar (results of simulation)

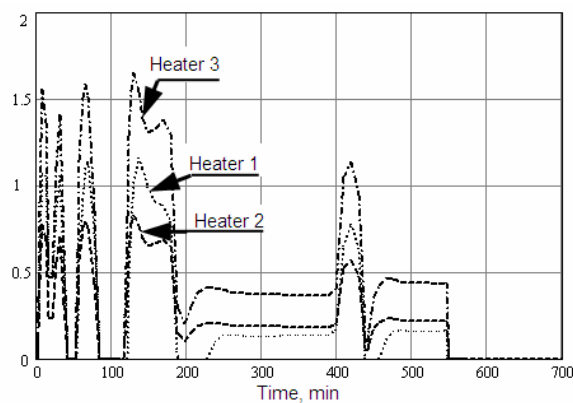


Fig. 12 Heat sources performance in kW during cure cycle (results of simulation)

5 Conclusions

The synthetic FEM-based model for cure control of epoxy resin has been used to provide the desired homogeneity and rate of temperature in the molded composite spar of the helicopter main rotor blade. For used epoxy resin the kinetic cure model has been proposed on basis of differential scanned calorimetry experiment results. This new model adequately describes the two modal behavior of rate versus conversion. Applying approach may be effectively used in load-bearing responsible composite structures production.

6 Acknowledgments

The authors wish to acknowledge the partial financial support of Russian Founding for Basic Research (Grants N.N.05-01-00690, 06-01-08041, 07-08-12193 and 07-08-13589), to Dr. T.Vetrova - chief of NETZSCH Gerätebau GmbH (Moskow trade) for carried DSC-experiments, and Rostov-on-Don helicopter plant Rostvertol.

7 References

- [1] S. Shevtsov et al. Mould Heating Distribution Control Simulation for Polymerization of a Composite Spar for Helicopter Main Rotor Blade, Femlab Conference 2005, Stockholm, page.189-192.
- [2] M. Henne. Modelling of Thermal Aspects in Liquid Composite Moulding for Industrial Applications// *PhD Thesis* No. 15157, EIDGENÖSSISCHEN TECHNISCHEN HOCHSCHULE ZÜRICH (2003), 138 p.
- [3] J. Magnus Svanberg. Predictions of Manufacturing Induced Shape Distortions -high performance thermoset composites// *PhD Thesis.*, Univ. of Lulea, Department Of Applied Physics and Mechanical Engineering Division of Polymer Engineering, Sweden, 2002, 131 p.
- [4] Liangfeng Sun. Thermal Rheological Analysis of Cure Process of Epoxy Prepreg// *PhD Thesis.* Louisiana State University, May, 2002, 139 p.
- [5] R. Aboulaich, S. Boujena, J. Pousin. A Numerical analysis of Resin Transfer Molding, *J. Condensed Matter*, **5**, No. 1, 2004.
- [6] L. Calabrese; A. Celona; A. Valenza Thermal and Rheological Characterization of a thermoset matrix for Filament Winding Modelling, *Advanced Composites Letters*, **13**, Issue 1, 2004.
- [7] Roderick V. N. Melnik. Models for coupled kinetics and heat transfer in processing polymeric materials with applications to biochemical engineering, *Modelling Simul. Mater. Sci. Eng.* **10**: 341-357, 2002.
- [8] Arjen Koorevaar. Fast, Accurate, Reliable 3D Reactive RTM Simulation. Proc. ISCM 2002 conf., Dutch Aerospace Laboratories (NLR), Vollenhove, May 2002, 12 p.
- [9] M.R. Kamal and S. Sourour. Kinetics and thermal characterization of thermoset cure. *Polymer Engineering and science*, **13**: 59-64, 1973.
- [10] J.M.Kenny, A.M.Maffezzoli, L.Nicolais and M.Mazzola. A model for the thermal and chemorheological behavior of thermoset processing: II) Unsaturated polyester based composites, *Computer Science and Technology*, **38**: 339-358, 1990.